UP

0200 line

SISCO SISTEM

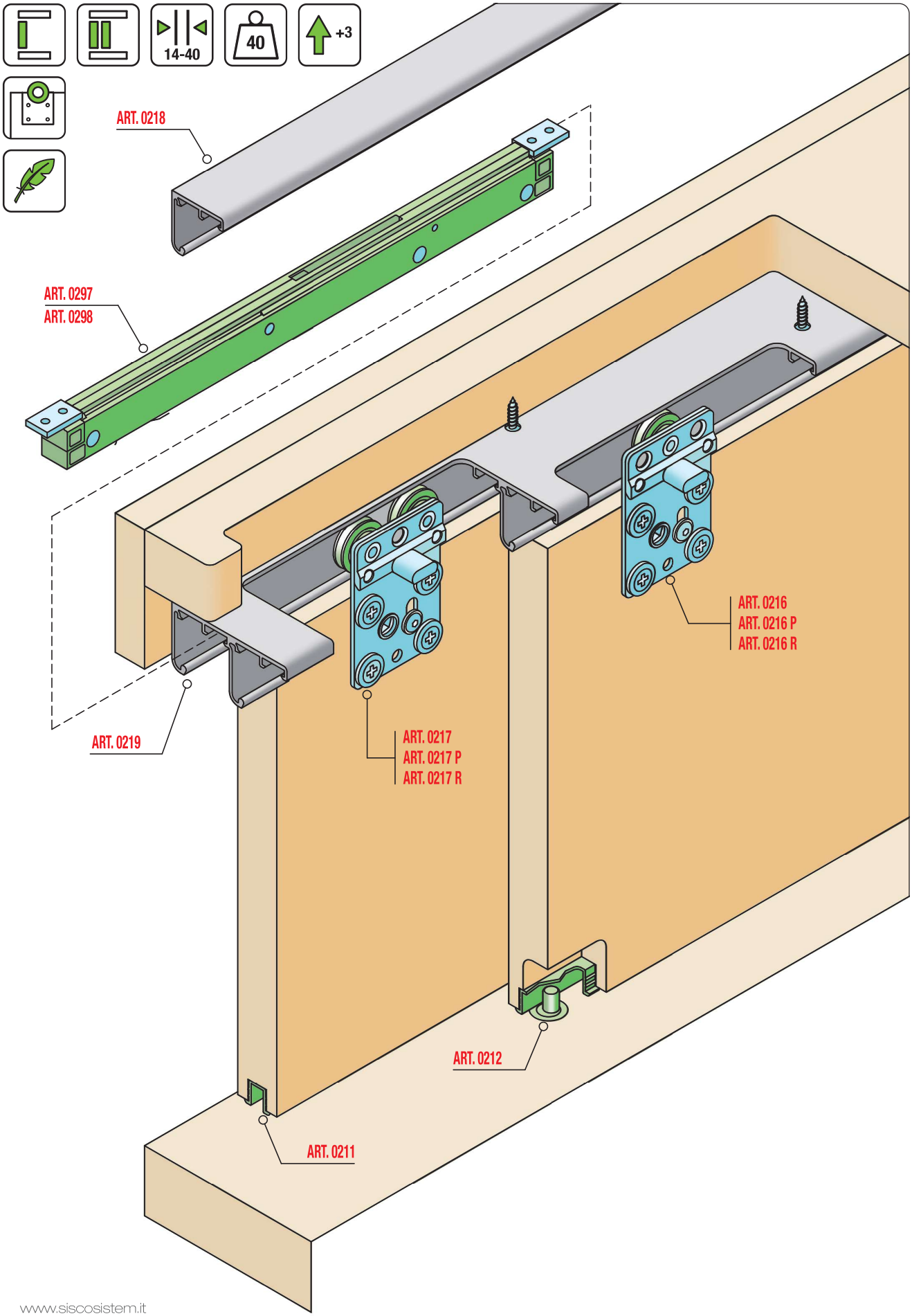
14-40
40
+3
ART. 0218
ART. 0297
ART. 0298
ART. 0216
ART. 0216 P
ART. 0216 R
ART. 0219
ART. 0217
ART. 0217 P
ART. 0217 R
ART. 0212
ART. 0211

Sezione verticale / *Vertical section*

Anta esterna / *Outer door*

KIT 0216P-0297 - MAX 25 KG

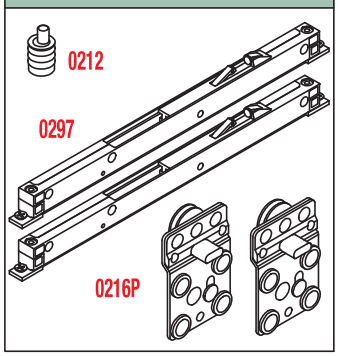

KIT 0217P-0298 - MAX 40 KG

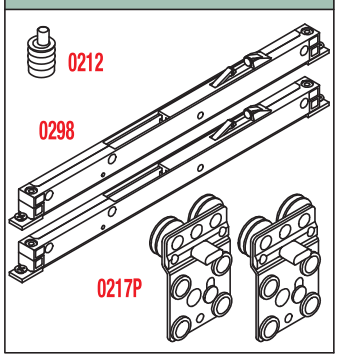

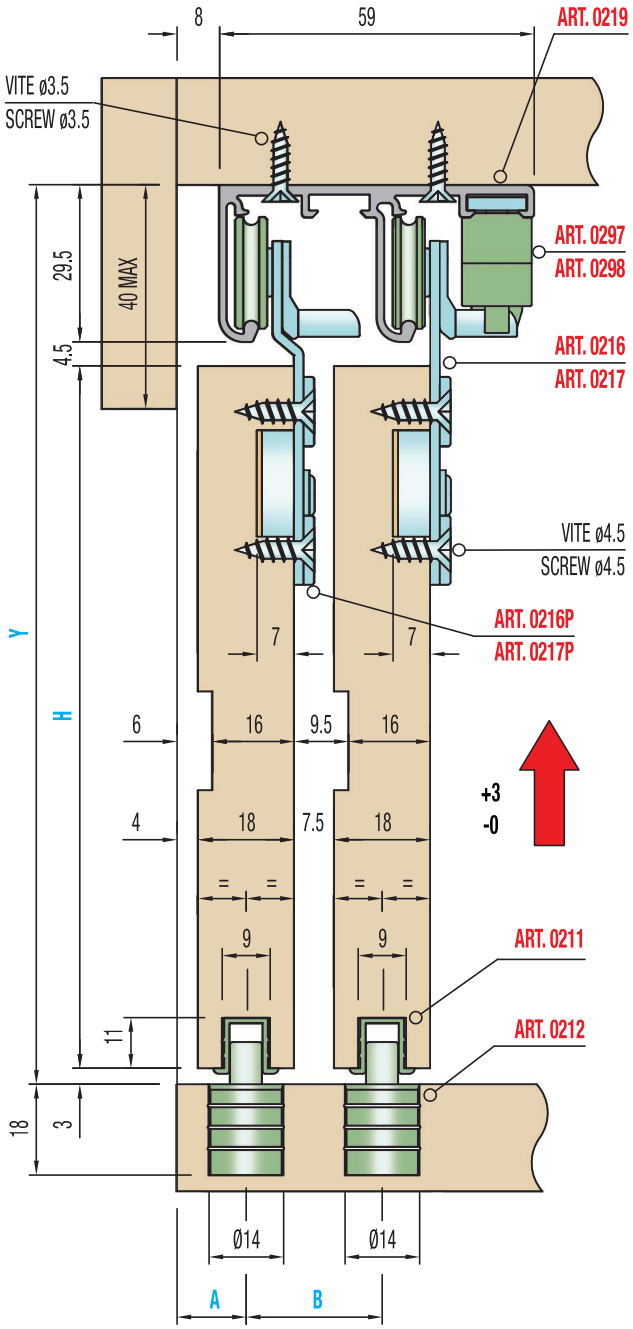

Anta interna / *Inner door*

KIT 0216-0297 - MAX 25 KG

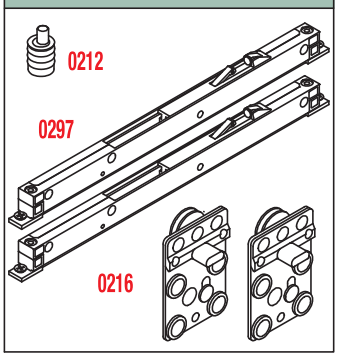

KIT 0217-0298 - MAX 40 KG

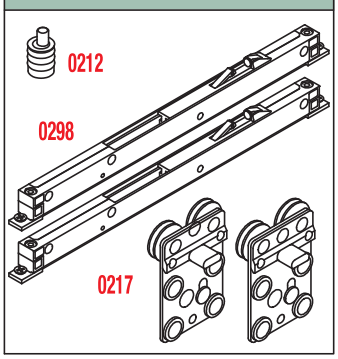

H	Y - 37
A	22 - S/2
B	25.5

H* (altezza / height) max. 2400
L* (larghezza / width) max. 1200
S* (spessore / thickness)
min. 16 - max. 18

Legenda KIT
Kit Legend

0212	Guida inferiore eccentrica
	Lower eccentric runner
0216	Carrello regolabile con 1 cuscinetto
	Adjustable truck with 1 ball bearing
0217	Carrello regolabile con 2 cuscinetti
	Adjustable truck with 2 ball bearings
0216P	Carrello regolabile con 1 cuscinetto
	Adjustable truck with 1 ball bearing
0217P	Carrello regolabile con 2 cuscinetti
	Adjustable truck with 2 ball bearings
0297	Fermo decelerante fino a 25kg
	Soft Closing Stopper up to 25kg
0298	Fermo decelerante fino a 40kg
	Soft Closing Stopper up to 40kg

Legenda altri componenti
Legend other items

0211	Profilo plastica inferiore
	Lower plastic profile
0219 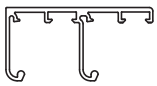	Profilo alluminio superiore
	Upper aluminium profile

Schema Foratura ante / *Doors drilling*

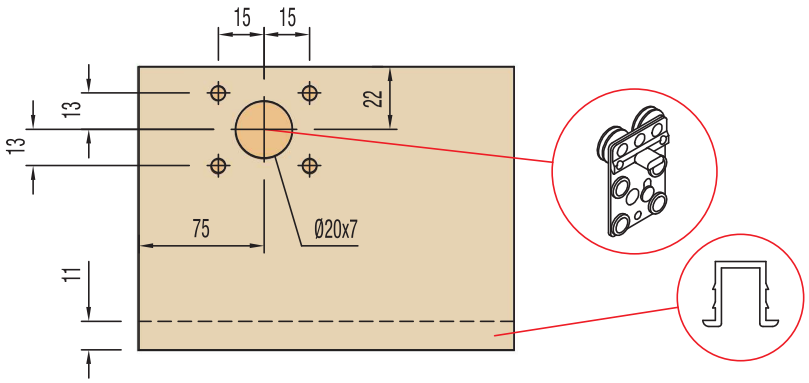

Sezione verticale / *Vertical section*

Anta esterna / *Outer door*

KIT 0216-0297 - MAX 25 KG

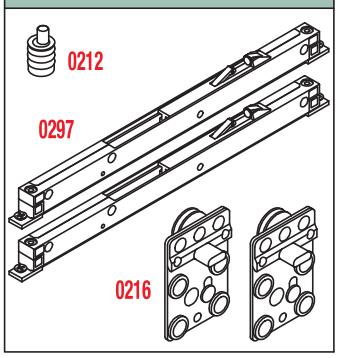

KIT 0217-0298 - MAX 40 KG

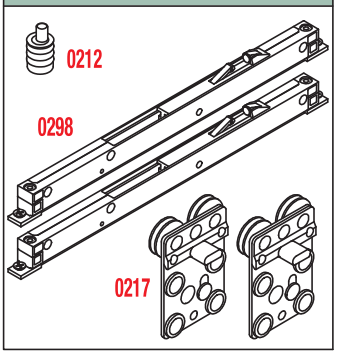

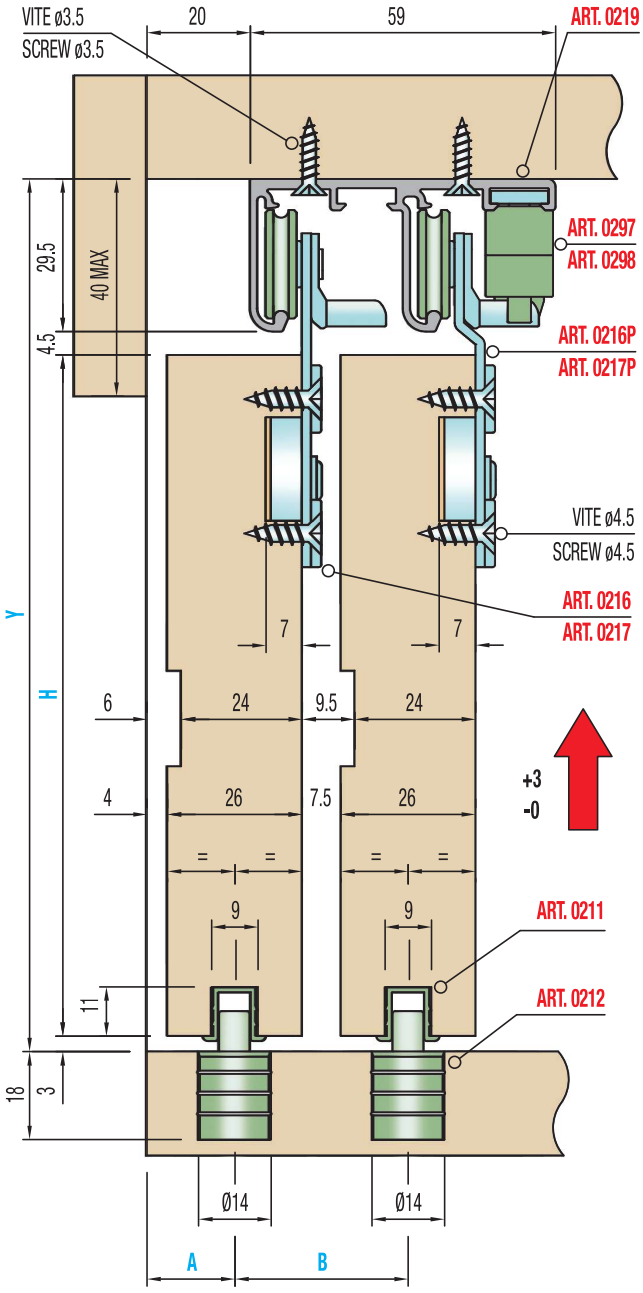

Anta interna / *Inner door*

KIT 0216P-0297 - MAX 25 KG

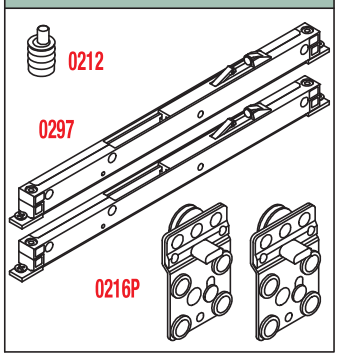

KIT 0217P-0298 - MAX 40 KG

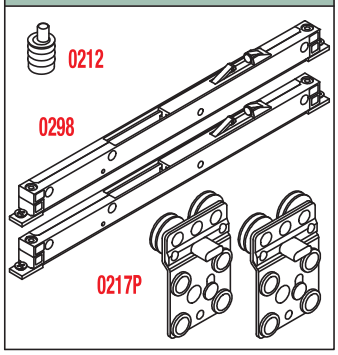

H	Y - 37
A	30 - S/2
B	33.5

H* (altezza / height) max. 2400
L* (larghezza / width) max. 1200
S* (spessore / thickness)
min. 24 - max. 26

Legenda KIT
Kit Legend

0212	Guida inferiore eccentrica
	Lower eccentric runner
0216	Carrello regolabile con 1 cuscinetto
	Adjustable truck with 1 ball bearing
0217	Carrello regolabile con 2 cuscinetti
	Adjustable truck with 2 ball bearings
0216P	Carrello regolabile con 1 cuscinetto
	Adjustable truck with 1 ball bearing
0217P	Carrello regolabile con 2 cuscinetti
	Adjustable truck with 2 ball bearings
0297	Fermo decelerante fino a 25kg
	Soft Closing Stopper up to 25kg
0298	Fermo decelerante fino a 40kg
	Soft Closing Stopper up to 40kg

Legenda altri componenti
Legend other items

0211	Profilo plastica inferiore
	Lower plastic profile
0219 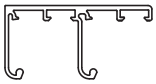	Profilo alluminio superiore
	Upper aluminium profile

Schema Foratura ante / *Doors drilling*

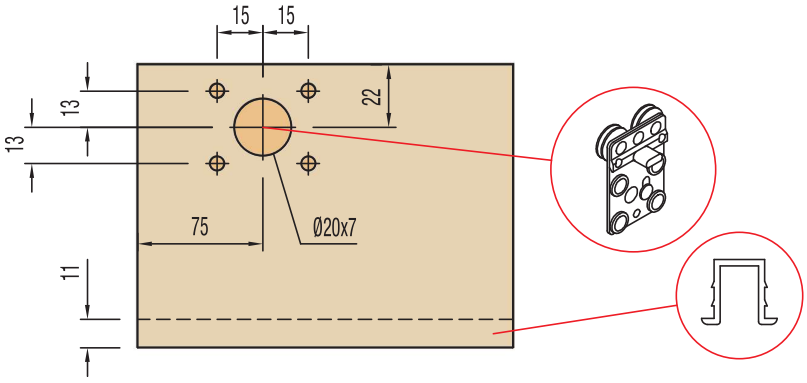

Mobile a tre ante con fermi deceleranti in apertura e chiusura

Three-doors furniture with closing and opening deceleration stoppers

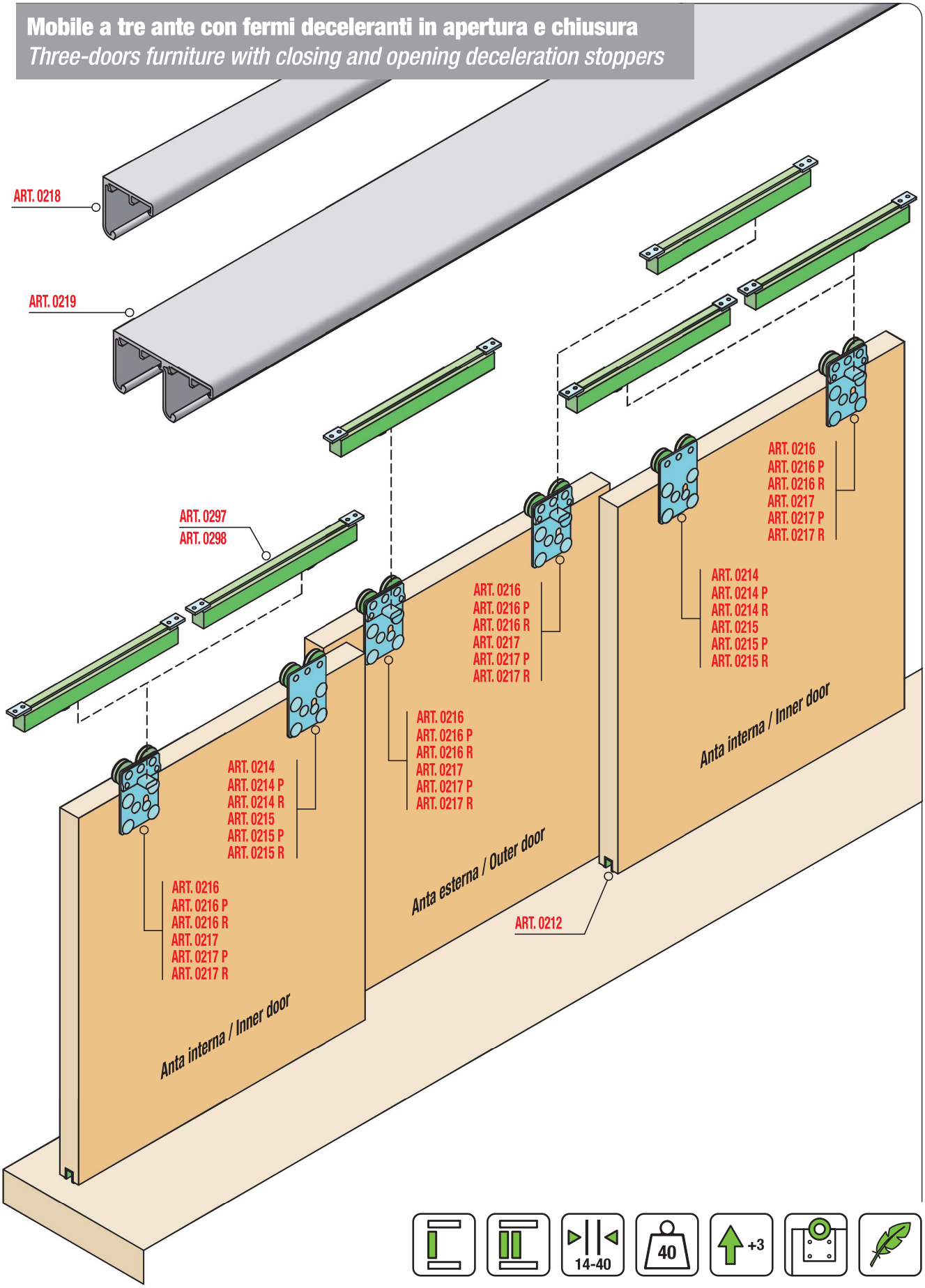

Sezione verticale / *Vertical section*

Anta esterna / *Outer door*

KIT 0216P-0297 - MAX 25 KG

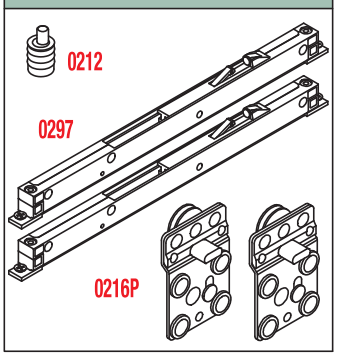

KIT 0217P-0298 - MAX 40 KG

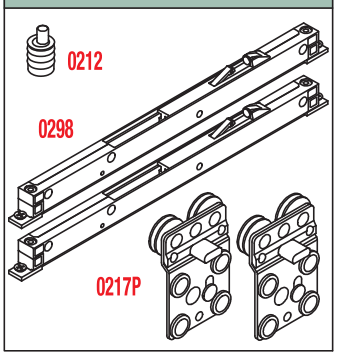

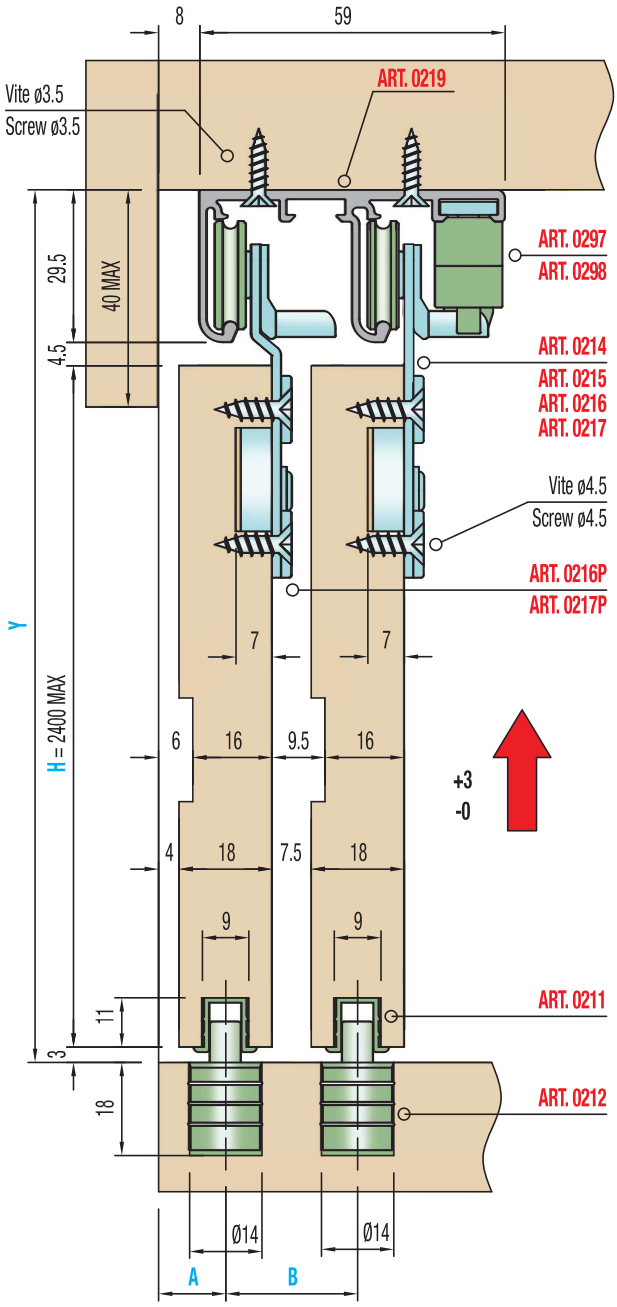

Anta interna / *Inner door*

KIT 0216/3-0297 - MAX 25 KG

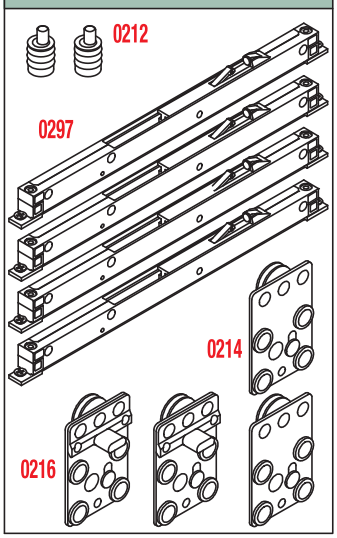

KIT 0217/3-0298 - MAX 40 KG

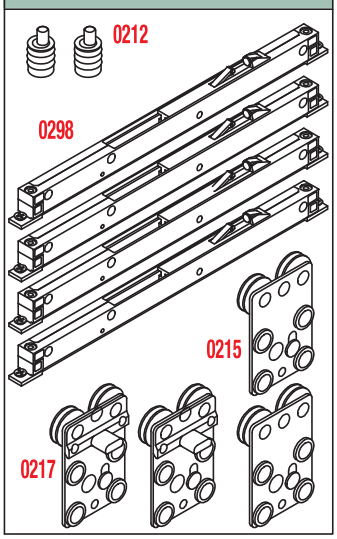

H	Y - 37
A	22 - S/2
B	25.5

H* (altezza / height) max. 2400
L* (larghezza / width) max. 1200
S* (spessore / thickness)
min. 16 - max. 18

Legenda KIT
Kit Legend

0212	Guida inferiore eccentrica
	Lower eccentric runner
0214	Carrello regolabile con 1 cuscinetto
	Adjustable truck with 1 ball bearing
0215	Carrello regolabile con 2 cuscinetti
	Adjustable truck with 2 ball bearings
0216	Carrello regolabile con 1 cuscinetto
	Adjustable truck with 1 ball bearing
0217	Carrello regolabile con 2 cuscinetti
	Adjustable truck with 2 ball bearings
0216P	Carrello regolabile con 1 cuscinetto
	Adjustable truck with 1 ball bearing
0217P	Carrello regolabile con 2 cuscinetti
	Adjustable truck with 2 ball bearings
0297	Fermo decelerante fino a 25kg
	Soft Closing Stopper up to 25kg
0298	Fermo decelerante fino a 40kg
	Soft Closing Stopper up to 40kg

Legenda altri componenti
Legend other items

0211	Profilo plastica inferiore
	Lower plastic profile
0219	Profilo alluminio superiore
	Upper aluminium profile

Schema Foratura ante / *Doors drilling*

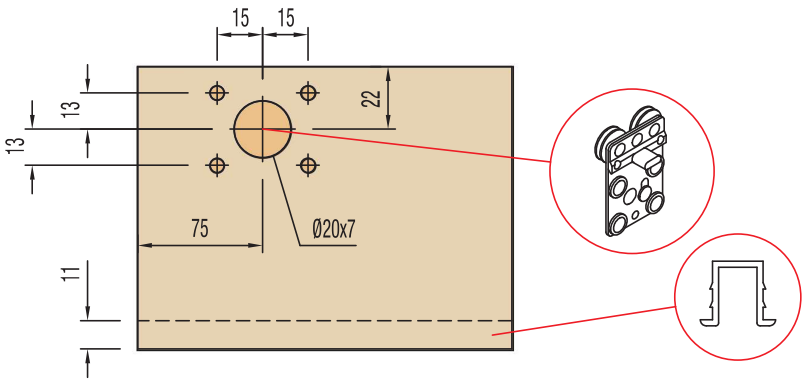

Sezione verticale / *Vertical section*

Anta esterna / *Outer door*

KIT 0216-0297 - MAX 25 KG

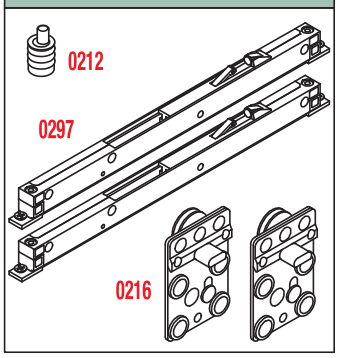

KIT 0217-0298 - MAX 40 KG

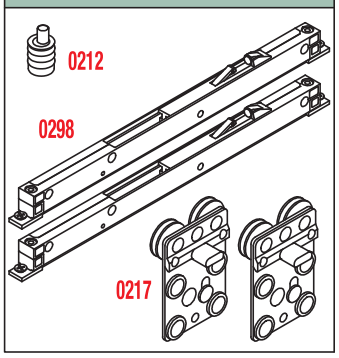

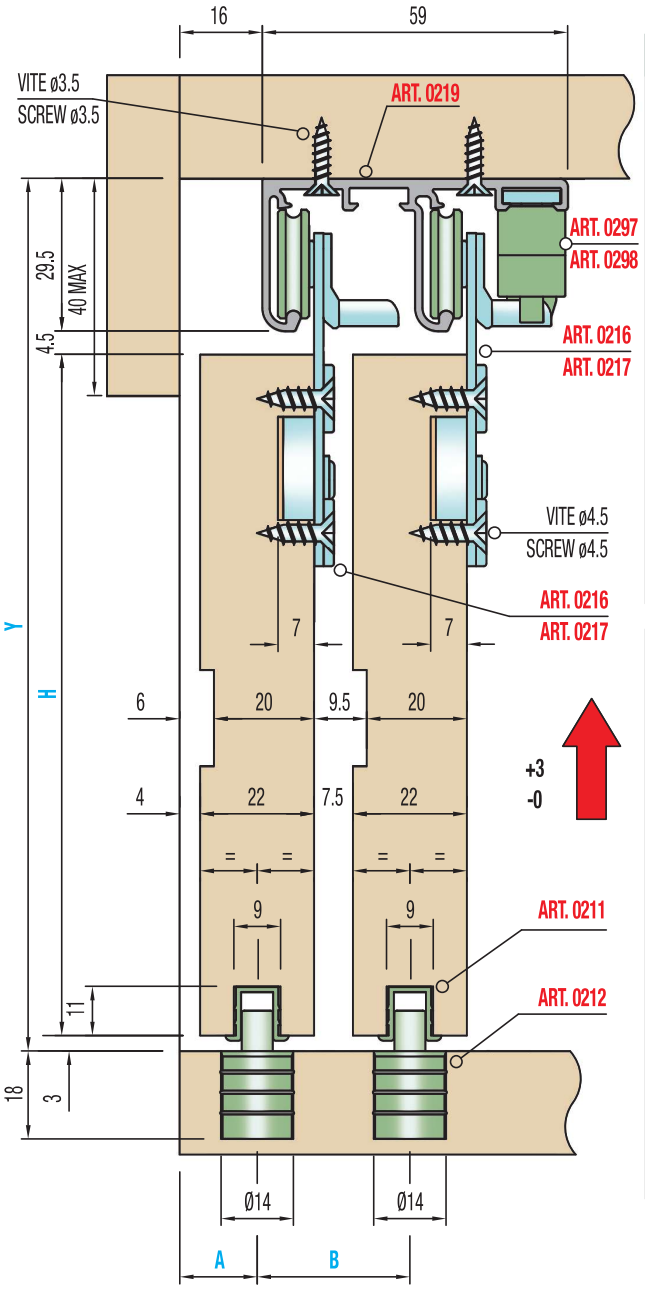

Anta interna / *Inner door*

KIT 0216/3-0297 - MAX 25 KG

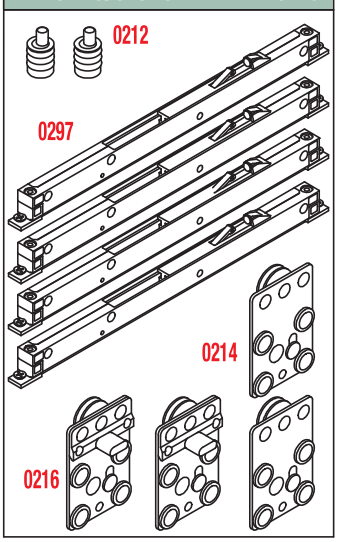

KIT 0217/3-0298 - MAX 40 KG

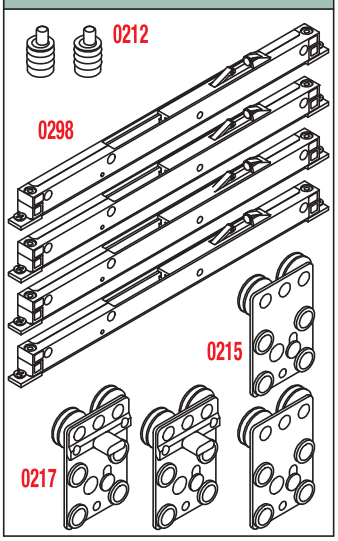

H	Y - 37
A	26 - S/2
B	29.5

H* (altezza / height) max. 2400
L* (larghezza / width) max. 1200
S* (spessore / thickness)
min. 20 - max. 22

Legenda KIT
Kit Legend

0212	Guida inferiore eccentrica
	Lower eccentric runner
0214	Carrello regolabile con 1 cuscinetto
	Adjustable truck with 1 ball bearing
0215	Carrello regolabile con 2 cuscinetti
	Adjustable truck with 2 ball bearings
0216	Carrello regolabile con 1 cuscinetto
	Adjustable truck with 1 ball bearing
0217	Carrello regolabile con 2 cuscinetti
	Adjustable truck with 2 ball bearings
0297	Fermo decelerante fino a 25kg
	Soft Closing Stopper up to 25kg
0298	Fermo decelerante fino a 40kg
	Soft Closing Stopper up to 40kg

Legenda altri componenti
Legend other items

0211	Profilo plastica inferiore
	Lower plastic profile
0219 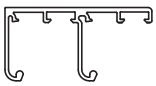	Profilo alluminio superiore
	Upper aluminium profile

Schema Foratura ante / *Doors drilling*

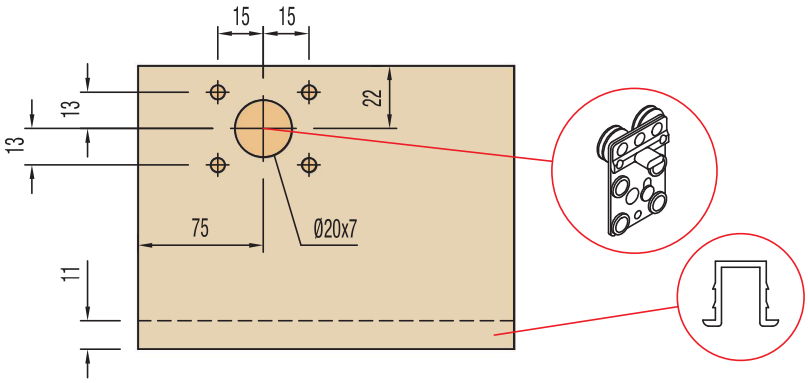

Sistema a 2 ante con ammortizzatori in apertura e chiusura / *2 Doors system with opening and closing dampers*

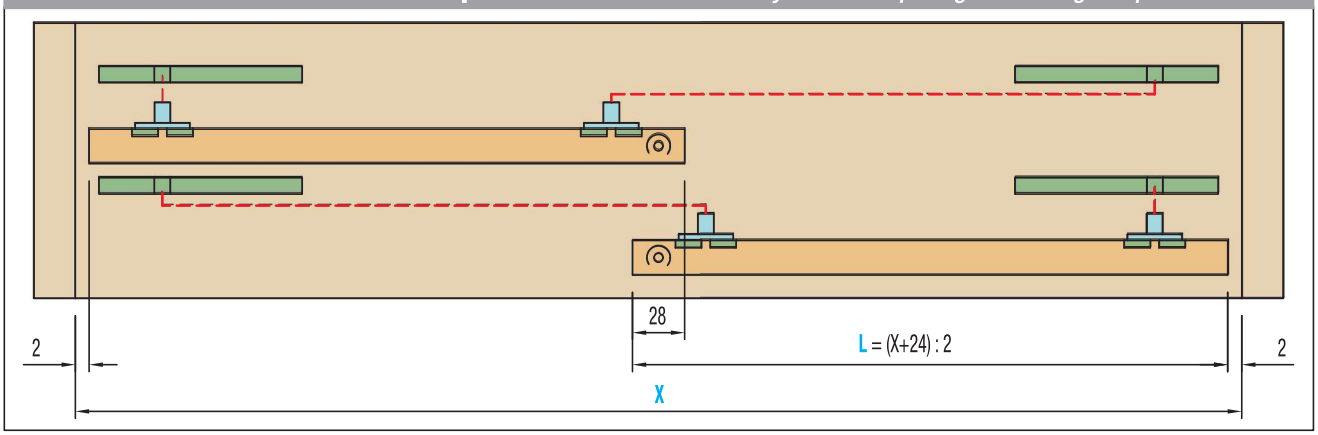

Sistema a 3 ante con ammortizzatori in apertura e chiusura / *3 Doors system with opening and closing dampers*

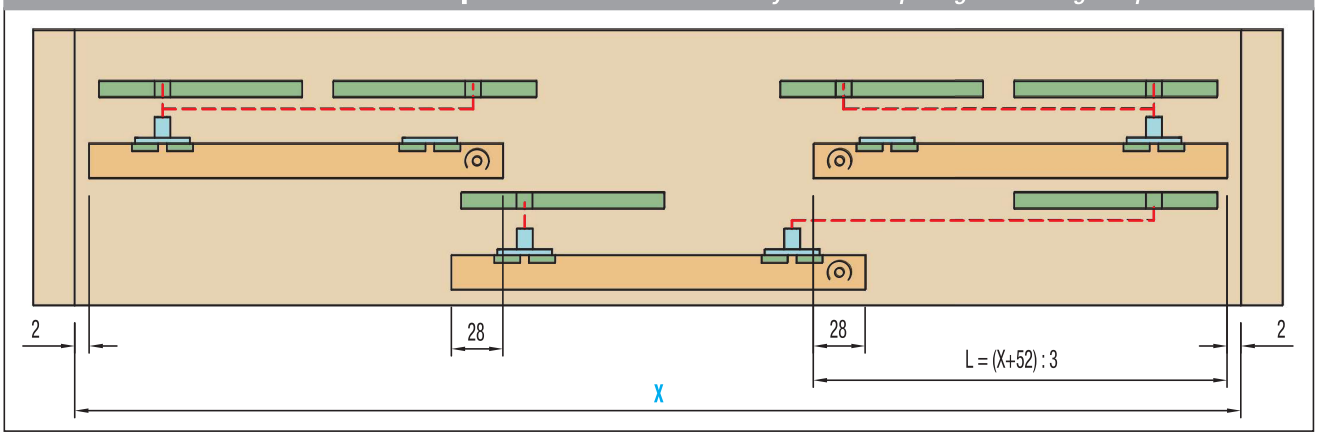

Larghezza minima anta / *Minimum door width*

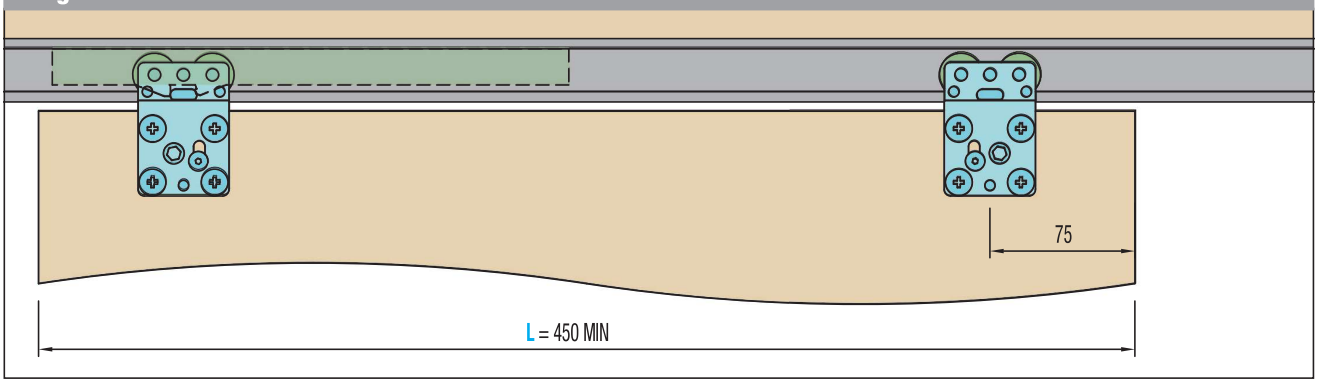

Dispositivo di riarmo automatico
Automatic self activating device

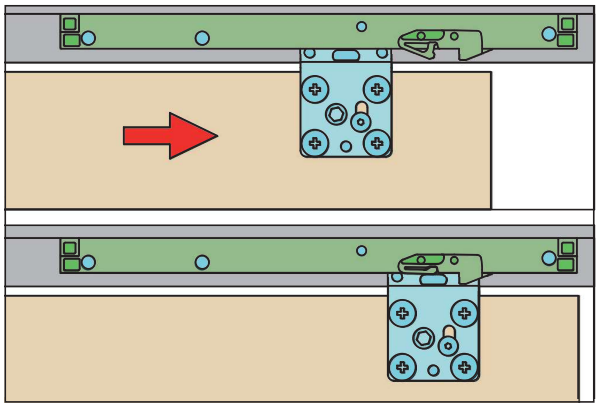

Ammortizzatore intercambiabile
Interchangeable damper

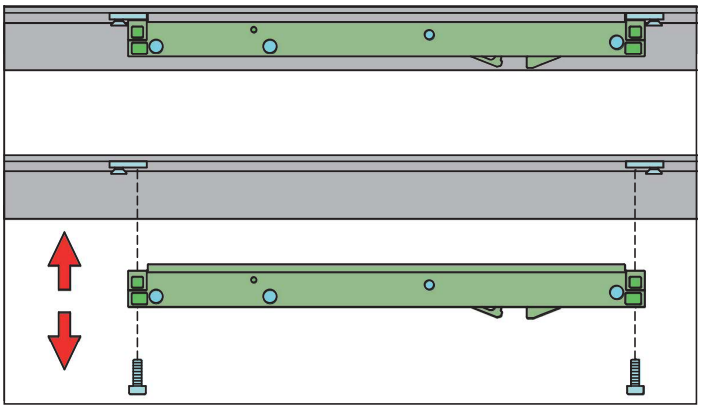

Schema di montaggio / *Assembling*

1 Montare i carrelli sull'anta. Non serrare le viti.
Fit trucks to the door. Do not tighten the screws.

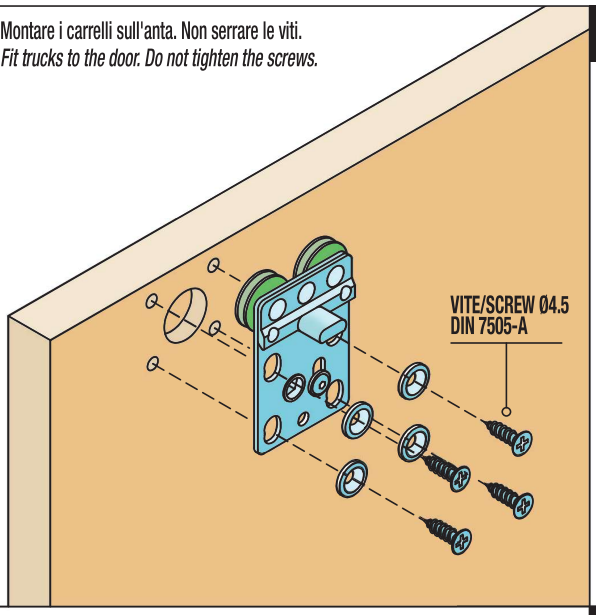

2

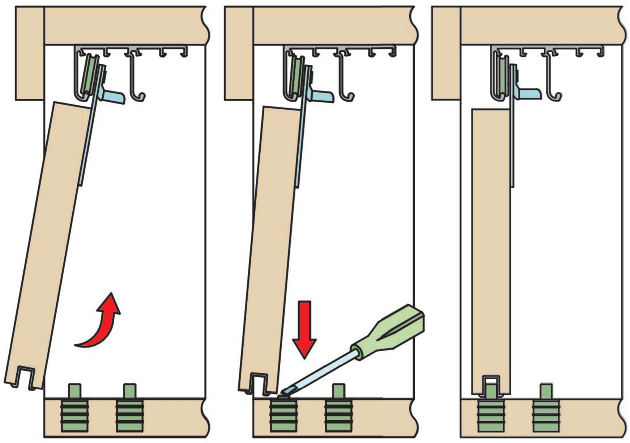

Inserire le ante nel profilo superiore e nella guida inferiore.
Insert the doors into the upper profile and onto the lower runner.

3 Regolare i carrelli superiori ruotando l'eccentrico.
Adjust the upper trucks by turning the eccentric.

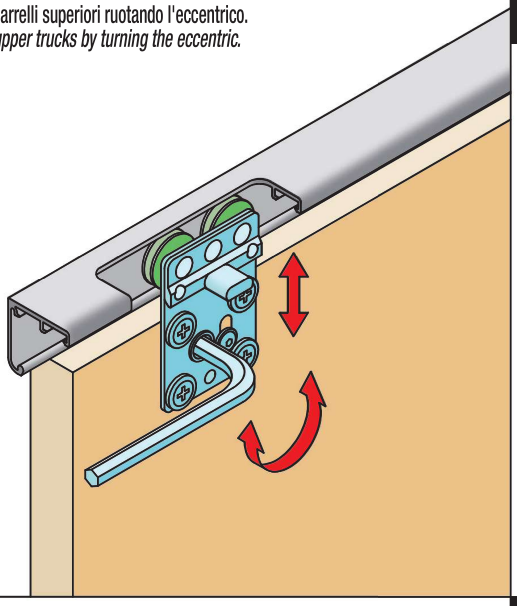

4 Serrare le viti di fissaggio del carrello superiore.
Tighten the fixing screws of upper truck.

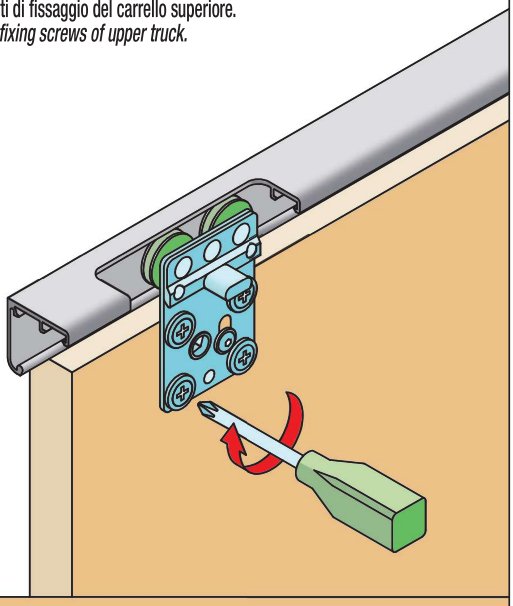

5 Serrare la vite di blocco regolazione.
Tighten the locking adjustement screw.

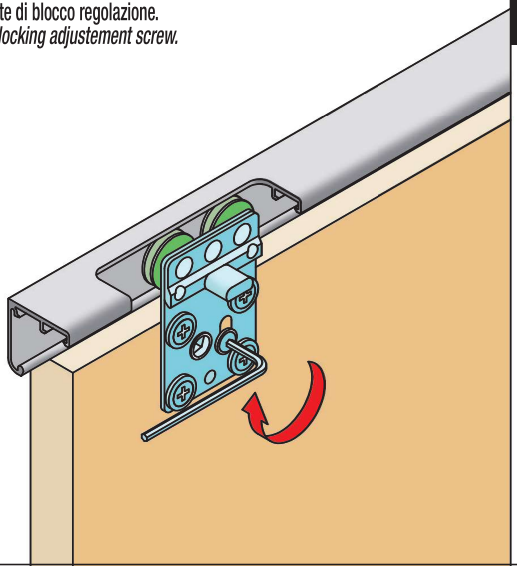

6

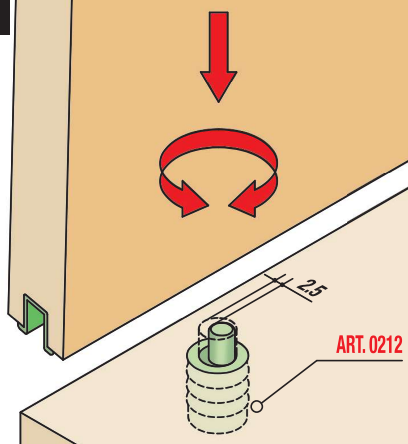

Regolare la guida inferiore.
Adjust the lower runner.